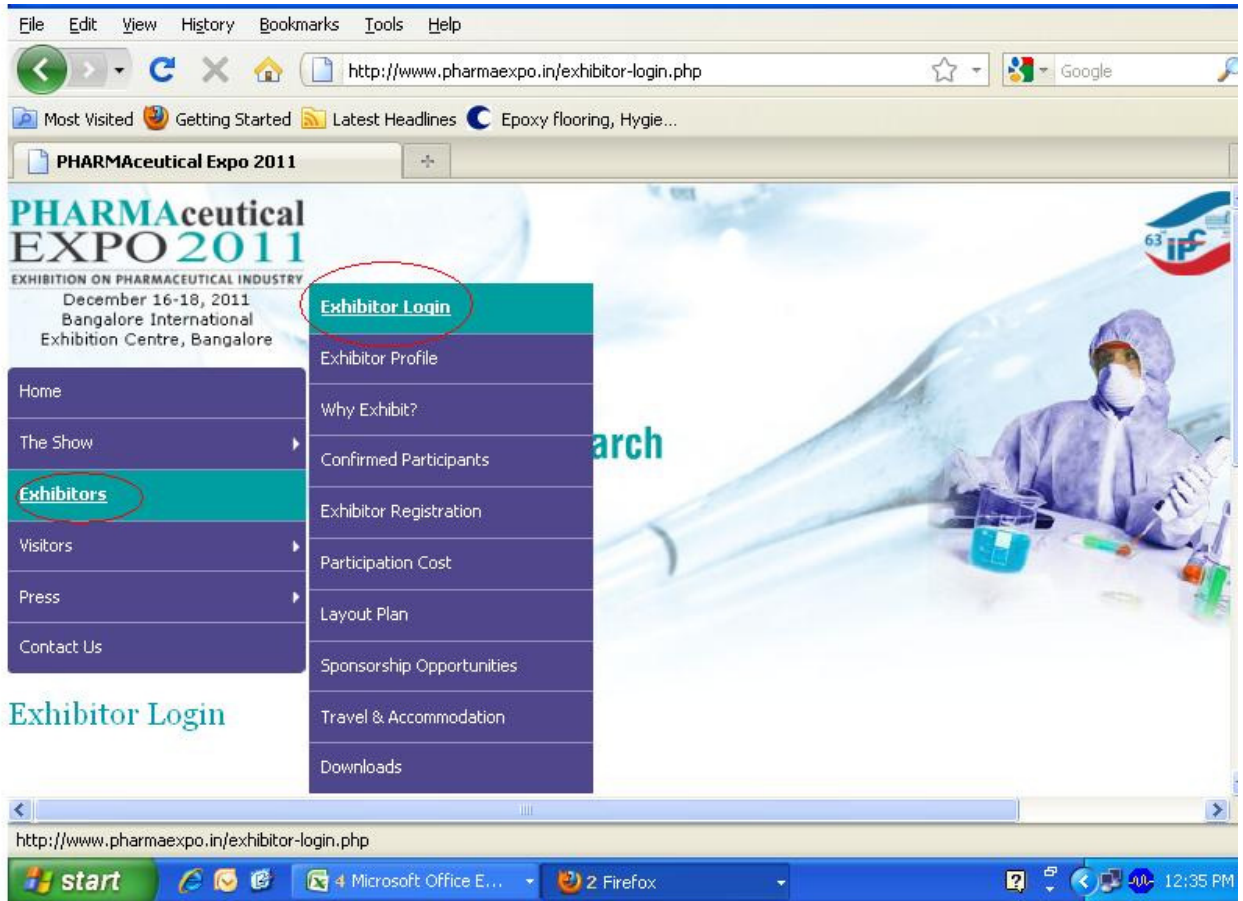
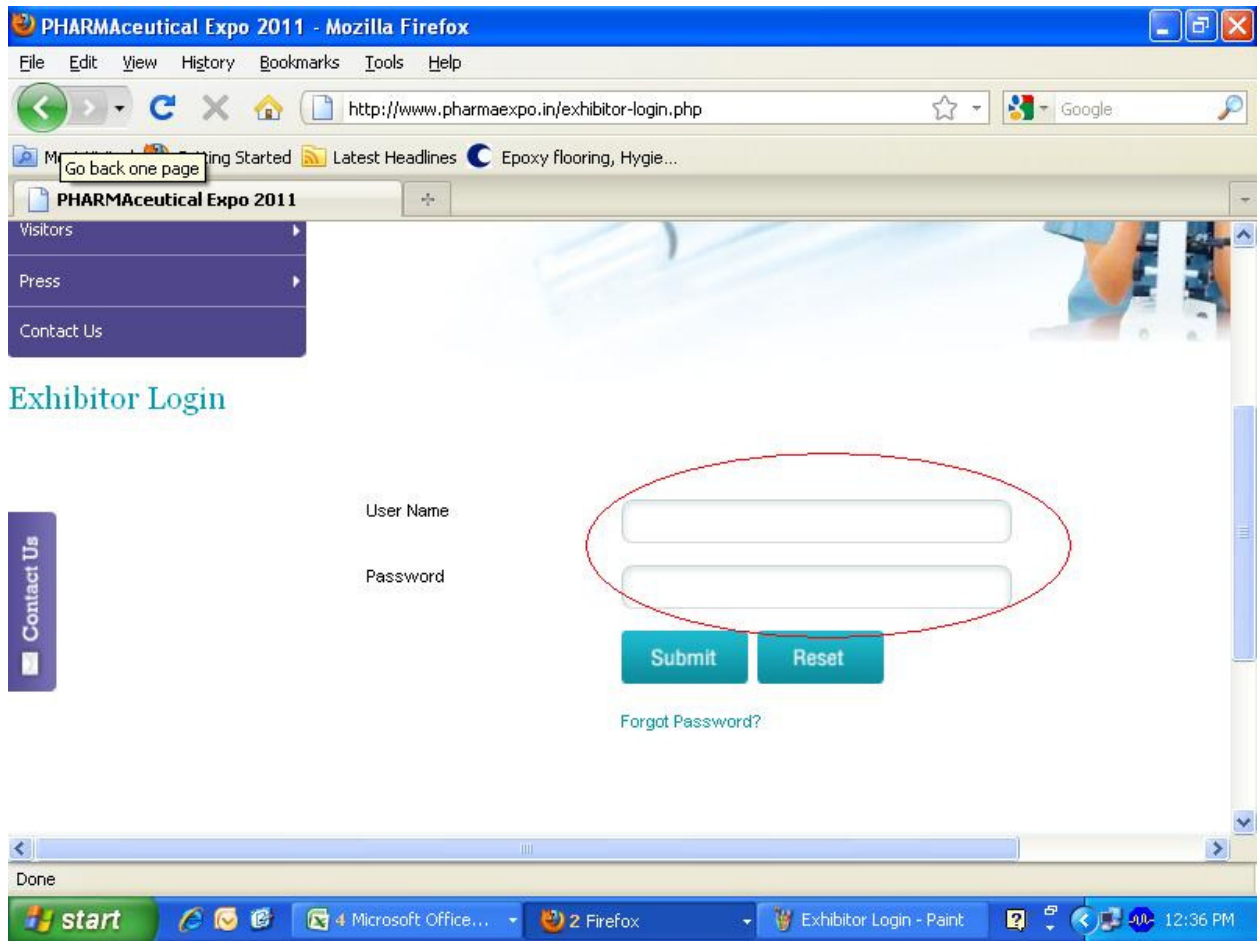


EXHIBITOR USERNAME AND PASSWORD

AFTER YOU RECEIVE THE USERNAME AND PASSWORD



Click on Exhibitor tab then go to Exhibitor Login



Type your username and password in the exact format you have received.

PHARMaceutical Expo 2011 - Mozilla Firefox

File Edit View History Bookmarks Tools Help

http://www.pharmaexpo.in/Dashboard.php

Most Visited Getting Started Latest Headlines Epoxy flooring, Hygie...

PHARMaceutical Expo 2011

EXHIBITION ON PHARMACEUTICAL INDUSTRY
December 16-18, 2011
Bangalore International
Exhibition Centre, Bangalore

Home
Dashboard
Profile
Logout

Contact Us

Dashboard

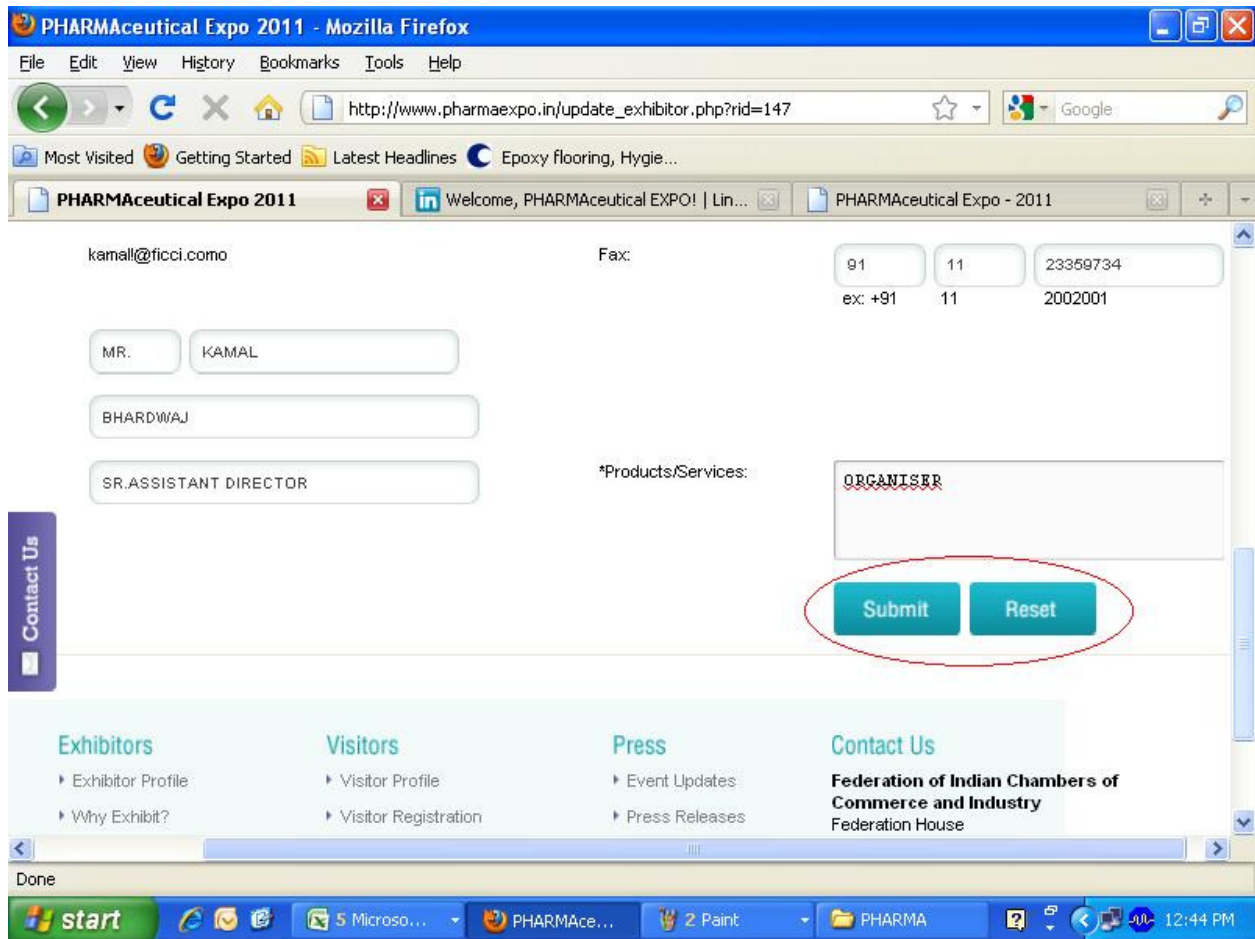
Clinical Research Organization

| Form No. | List of Forms | Last Date of Submission |
|----------|---|-------------------------|
| Form1 | Entry for Exhibitors' Directory | 1 November, 2011 |
| Form2 | Registration of Exhibitor Stand Personnel | 30 November, 2011 |

http://www.pharmaexpo.in/exhibitorProfile.php

start 5 Microso... 2 Firefox 2 Paint PHARMA 12:39 PM

If you want to update the profile of your organization which is reflecting in the list of confirmed participants on the website, then click on profile to update the same.



Click on submit to save the same. Before submitting the same make sure that all the fields are properly filled.



After updating the profile one can return to the main menu by clicking on the Dashboard option on the left hand side of the webpage.

| Form No. | List of Forms | Last Date of Submission |
|----------|---|-------------------------|
| 1 | Entry for Exhibitors' Directory | 1 November, 2011 |
| 2 | Registration of Exhibitor Stand Personnel | 30 November, 2011 |
| 3 | FASCIA name for exhibitors | 30 November, 2011 |
| Form5 | Electrical Connection | 30 November, 2011 |

When you have updated the profile of your organization. Then you have to fill the form no.1 listed as Entry for Exhibitor Directory.

Click on the Exhibitors Directory to fill the Exhibitor Directory form